



850 B.2



850 B/S.2



850 B/M.2



Three-piece service units, consisting of an inlet pressure-independent, reversible diaphragm pressure regulator with secondary venting, a centrifugal separator and a proportional lubricator.

Temperature range	-10 °C to 60 °C
Housing	Zinc die-cast / aluminium, silver painted
Seal material	NBR
Condensate drain	Semi-automatic
Flow rate measurement	at $P_1 = 8$ bar, $P_2 = 6$ bar and pressure drop $\Delta p = 1$ bar

Service unit, 3-piece with polycarbonate bowl and PA sight dome

Article No.	Type No.	Thread	Size	Inlet pressure max. bar	Control range bar	Filter fineness μm	Flow rate l/min	A mm	B mm	C mm
206302	850 B.2	G 3/8	2	16	0,5 - 10	5	1400	232.0	196.7	51.0

Service unit, 3-piece with polycarbonate bowl and bowl guard, PA sight dome

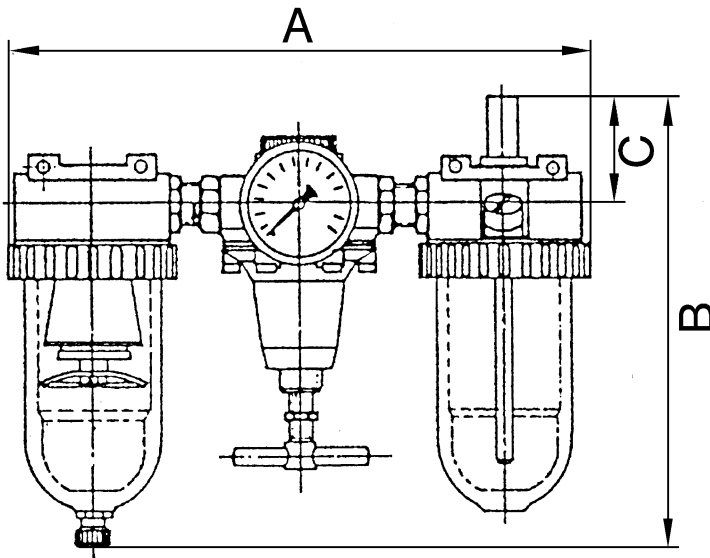
Article No.	Type No.	Thread	Size	Inlet pressure max. bar	Control range bar	Filter fineness μm	Flow rate l/min	A mm	B mm	C mm
206303	850 B/S.2	G 3/8	2	16	0,5 - 10	5	1400	232.0	196.7	51.0

Article No.

Article No.	Type No.	Thread	Size	Inlet pressure max. bar	Control range bar	Filter fineness μm	Flow rate l/min	A mm	B mm	C mm
129495	850 B/M.2	G 3/8	2	25	0,5 – 16	5	1400	232.0	210.0	51.0

- We recommend our pneumatic special oil
- Other control and temperature ranges on request

Dimensions:

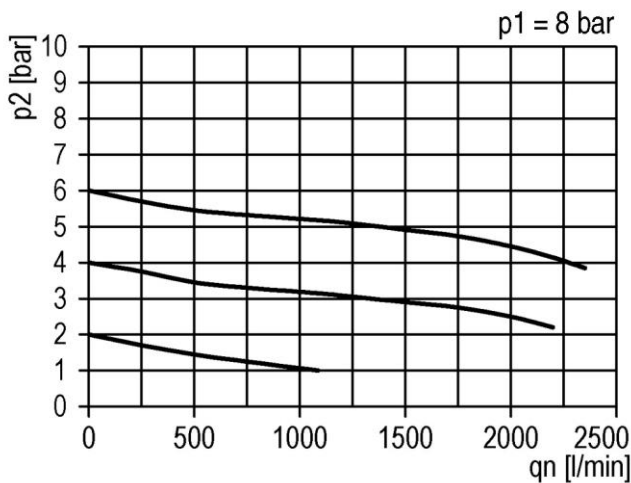


Description

- Standard construction
- independent of inlet pressure
- Manometer - 50 mm Included in delivery
- Filter fineness according to ISO 4003, glass reel test
- Oil filling possible under pressure

Filter: max. 50 cm³ condensate volume
 Mist lubricator: 110 cm³ tank volume
 Oil dosage at qv = 1,000 l/min: 1-2 drops/min (guide value)

Flow characteristics:



Flow rates:

Flow rates at p1 = 8 bar

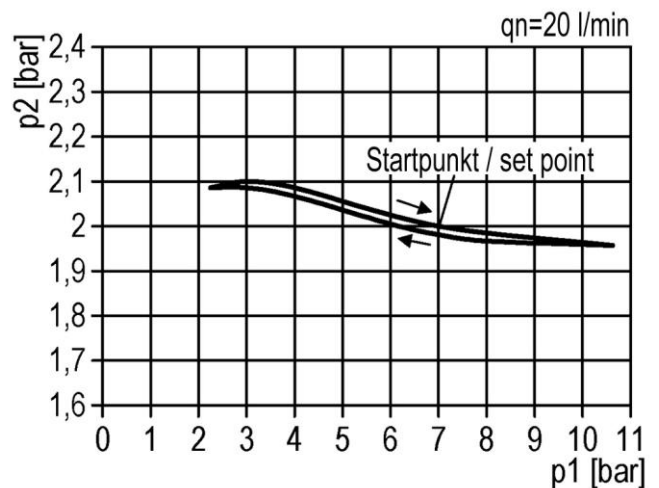
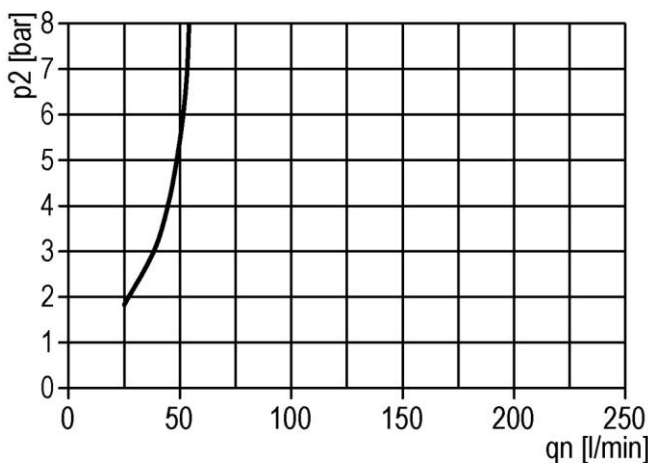
Outlet pressure p2 [bar]		6
Nominal flow rate (Δp=1bar)	QN m ³ /h	84
	QN l/min	1400

Hysteresis:

Hysteresis of P₂ as a function of increasing (falling) P₁ at constant withdrawal rate
 QN 20 l/min

Basic setting (starting point): P₁: 7,0 bar
 P₂: 2,0 bar

Lubricator response limit:



Accessories / spare parts for service units G 3/8 (Size 2)

Article No.	Type No.	Description
100832	75/1	Mounting bracket with nut and washer, for pressure regulator
100836	75/2	Mounting bracket with nut and washer
100982	H 801	Mounting bracket with 2 screws
100946	650/1-HA	Polycarbonate container (filter)
101042	740/03	Polycarbonate container (lubricator)
100947	650/11	Metal bowl (filter)
101041	740/13	Metal container (oiler)
100944	SK 02	Protective basket
100677	65/0-N	Fully automatic drain valve
100833	22.620.4	Set of wearing parts
100507	633.6.905	Filter element 5 µm, Cellpor
100794	760.7.990	Drip cap polycarbonate
100795	760.7.992	Metal drip cap
100796	760.7.1135	Adapter for mounting metal drip cap
100362	655.6.900	Automatic drain valve